

How to log in to the databases Academic Search Elite, CINAHL complete and PsychINFO outside the Sophiahemmet University computer network

1. Start in the Bibliographic databases list on the library webpage. Click on **External access**.

You log in to the databases *Academic Search Elite, C PsychINFO* by the provider EBSCO. **Manual to login**

Academic Search Elite – A resource spanning a broad st subjects with thousands of full-text journals and abstracte
Access when you are at Sophiahemmet University or through VPN

External access

CINAHL Complete – Nursing and allied health literature, 5,000 Journals and with full text for more than 1,300 jourr
Access when you are at Sophiahemmet University or connected through VPN

External access

2. Select **Swedish Id Federationfor HigherEd** from the drop down menu.

Shibboleth Login EBSCO Support Site

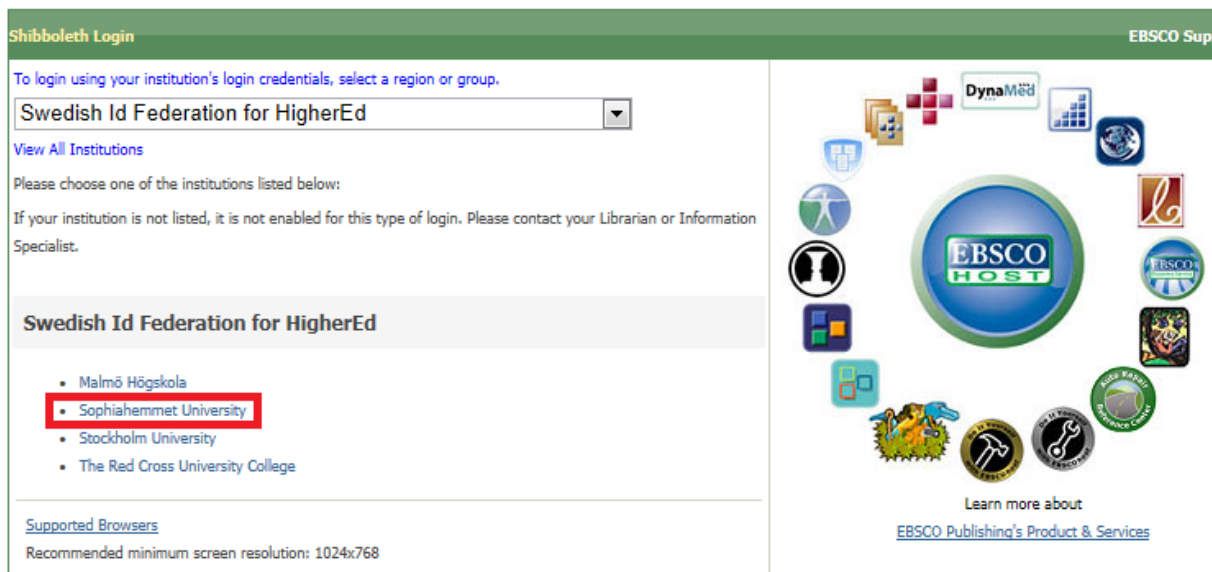
To login using your institution's login credentials, select a region or group.

Select your region or group

- Select your region or group
- Qualcomm
- Japanese Research and Education - GakuNin
- Swiss Higher Education
- Swedish Id Federation for HigherEd**
- US Higher Education
- UK Higher Education
- Netherlands Higher Education
- EBSCO Publishing
- German Higher Education and Research
- French Universities and Grandes Ecoles
- RCTSaai - Portuguese Federation
- Czech academic identity federation eduID.cz
- Servicio de Identidad de RedRIS
- Austrian Identity Federation
- Belnet R&E Shibboleth Federation
- Universidade Do Porto

Learn more about
[EBSCO Publishing's Product & Services](#)

3. Select **Sophiahemmet University** from the list.



Shibboleth Login EBSCO Sup

To login using your institution's login credentials, select a region or group.

Swedish Id Federation for HigherEd

[View All Institutions](#)

Please choose one of the institutions listed below:

If your institution is not listed, it is not enabled for this type of login. Please contact your Librarian or Information Specialist.

Swedish Id Federation for HigherEd

- Malmö Högskola
- **Sophiahemmet University**
- Stockholm University
- The Red Cross University College

[Supported Browsers](#)

Recommended minimum screen resolution: 1024x768

Learn more about [EBSCO Publishing's Product & Services](#)

4. Log in with the **same username and password** that you use for your student account. Note that it is NOT the same login as the SINO login. Contact the it-department (08-406 24 24 or itproblem@shh.se) if you have questions about the login.



Log in to shibboleth.ebscohost.com

Username

anna.sunesson

Password

••••••••••

Login

5. Select database from the list by **clicking on the name of the database**. If you want to search multiple databases simultaneously you check the boxes in front of the names and then click Continue.

A

Academic Search Elite



Academic institutions worldwide depend on this database as their core resource of scholarly images dating back to 1985.

 [Title List](#)  [More Information](#)

C

CINAHL Complete


CINAHL Complete is the world's most comprehensive source of full-text for nursing & allied text for many of the most used journals in the *CINAHL* index, with no embargo. *CINAHL Complete*

 [Title List](#)  [More Information](#)

P

PsycINFO

The *PsycINFO*® database, American Psychological Association's (APA) renowned resource for peer-reviewed literature in behavioral science and mental health. It contains over 3 million records. Journal coverage, which spans from the 1800s to the present, includes international

 [More Information](#)